



PROTOTYPE & PRINTED CIRCUIT BOARDS



No. RH21



No. RH53




No. SWS02



No. RH32



No. RH21B



No. RH74

For prototype design, testing and modification of circuits. These breadboards will accept the leads of nearly any electronic components (up to 0.032") in the 0.1" x 0.1" grid of solderless tie points, dual in-line packages, or DIP's such as I.C.'s plug in for very fast assembly and modification of circuitry. Solid wire jumpers plug in for interconnections.

Contacts are a durable alloy with nickel plating; body is made of ABS polymer. Breadboards have indexing numerals on each row and column to speed assembly and eliminate errors. Ideal for the educator and in the designers lab also.

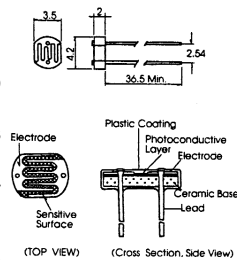
| Part No. | Length | Width | Height | Tie Points | Busses of 5 | Busses of 25 | 14 Pin I.C. Count |
|----------|--------|--------|--------|------------|-------------|--------------|-------------------|
| RH21 | 6.77" | 2.56" | .394" | 840 | 128 | 8 | 9 |
| RH21B | 7.68" | 4.80" | .866" | 840 | 128 | 8 | 9 |
| RH32 | 7.60" | 6.77" | .866" | 1580 | 256 | 12 | 18 |
| RH53 | 7.56" | 10.0" | .866" | 2420 | 384 | 20 | 27 |
| RH74 | 9.72" | 10.75" | .866" | 3260 | 512 | 28 | 36 |

No. SWS02 - Breadboarding Wire Kit

Containing several different colors of insulated solid 22 AWG hook-up wire. Prestripped lengths for use between tiepoints, ten pieces of each color supplied in storage box.

Cadmium Sulfide PHOTO CELLS

The cadmium sulfide photo cell has a high resistance in darkness but resistance is quite low when in light of 100 foot-candles or more. A typical use is for switching on lighting after dark; also used in alarm systems, exposure meters, flame detectors, opto-couplers etc.. All three cells have a dark resistance of 5,000 ohms and 300 ohms in bright light (of 100 cds. or more).

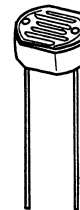


Features:

- Epoxy - Coated Low Profile Cell
- High reliable power dissipation
- Compact dimensions

Applications:

- Auto - Focus Slide Projects
 - Exposure Meters
 - Contrast Control in TV sets
 - Dimmer Switches
 - Dimmers for LED and LCD Displays
 - Flame Detectors in Oil Burners
 - Street Lamp Switching
 - Electronic Toys
 - OPTO - Couplers
 - Electronic Organs
- Electrical Characteristics at Ta=25C




| Part No. | O.D. | Max. Power Dissipation | Qty. Per Pkg. |
|----------|------|------------------------|---------------|
| 10805 | 5mm | 125 mW | 3 |
| 10807 | 7mm | 150 mW | 3 |
| 10810 | 10mm | 400 mW | 2 |

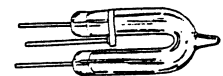
TELEGRAPHERS (CW code) KEY.

An old standard in a very economical design. Travel distance and tension are both adjustable. The key should be attached to counter top, a wood platform etc. Use with code practice oscillators, Ham transmitters.

Code Key No. B53



ELECTRONIC XENON TUBE



- U-Shaped for high FPS timing and signal light
- Ideal for strobe light, photoflash, etc.
- Min. Anode Voltage - 200V
- Max. Anode Voltage - 400V
- Use with No. 486 Trigger Coil

No. 485

TRIGGER COIL



- 4 KV
 - Use with No. 485 Xenon Flash Tube
- No. 486